

Whispers in the Hyper-space: High-speed Covert Channel Attacks in the Cloud

Zhenyu Wu Zhang Xu Haining Wang
The College of William and Mary
{adamwu, zxu, hnw}@cs.wm.edu

Abstract

Information security and privacy in general are major concerns that impede enterprise adaptation of shared or public cloud computing. Specifically, the concern of virtual machine (VM) physical co-residency stems from the threat that hostile tenants can leverage various forms of side channels (such as cache covert channels) to exfiltrate sensitive information of victims on the same physical system. However, on virtualized x86 systems, covert channel attacks have not yet proven to be practical, and thus the threat is widely considered a “potential risk”. In this paper, we present a novel covert channel attack that is capable of high-bandwidth and reliable data transmission in the cloud. We first study the application of existing cache channel techniques in a virtualized environment, and uncover their major insufficiency and difficulties. We then overcome these obstacles by (1) re-designing a pure timing-based data transmission scheme, and (2) exploiting the memory bus as a high-bandwidth covert channel medium. We further design and implement a robust communication protocol, and demonstrate realistic covert channel attacks on various virtualized x86 systems. Our experiments show that covert channels do pose serious threats to information security in the cloud. Finally, we discuss our insights on covert channel mitigation in virtualized environments.

1 Introduction

Cloud vendors today are known to utilize virtualization heavily for consolidating workload and reducing management and operation cost. However, due to the relinquished control from data owners, data in the cloud is more susceptible to leakage by operator errors or theft attacks. Cloud vendors and users have used a number of defense mechanisms to prevent data leakage, ranging from network isolation to data encryption. Despite the efforts being paid on information safeguarding, there re-

main potential risks of data leakage, namely the covert channels in the cloud [14, 18, 24, 30, 31].

Covert channels exploit imperfections in the isolation of shared resources between two unrelated entities, and enable communications between them via unintended channels, bypassing mandatory auditing and access controls placed on standard communication channels. Previous research has shown that on a non-virtualized system, covert channels can be constructed using a variety of shared media [3, 12, 16, 19, 23]. However, to date there is no known practical exploit of covert channels on virtualized x86 systems.

Exposing cloud computing to the threat of covert channel attacks, Ristenpart *et al.* [18] have implemented an L2 cache channel in Amazon EC2 [18], achieving a bandwidth of 0.2 bps (bits-per-second), far less than the one bps “acceptable” threshold suggested by the Trusted Computer System Evaluation Criteria (TCSEC, a.k.a. the “Orange Book”) [5]. A subsequent measurement study of cache covert channels [30] has achieved slightly improved speeds—a theoretical channel capacity of 1.77 bps¹. Given such low reported channel capacities from previous research, it is widely believed that covert channel attacks could only do very limited harm in the cloud environment. Coupled with the fact that the cloud vendors impose non-trivial extra service charges for providing physical isolation, one might be tempted to disregard the concerns of covert channels as only precautionary, and choose the lower cost solutions.

In this paper, we show that the threat of covert channel attacks in the cloud is real and practical. We first study existing cache covert channel techniques and their applications in a virtualized environment. We reveal that these techniques are rendered ineffective by virtualization, due to three major insufficiency and difficulties, namely, *addressing uncertainty*, *scheduling uncertainty*,

¹This value is derived from the results presented in the original paper—a bandwidth of 3.20 bps with an error rate of 9.28%, by assuming a binary symmetric channel.

and *cache physical limitations*. We tackle the addressing and scheduling uncertainty problems by designing a pure timing-based data transmission scheme with relaxed dependencies on precise cache line addressing and scheduling patterns. Then, we overcome the cache physical limitations by discovering a high-bandwidth memory bus covert channel, exploiting the atomic instructions and their induced cache–memory bus interactions on x86 platforms. Unlike cache channels, which are limited to a physical processor or a silicon package, the memory bus channel works system-wide, across physical processors, making it a very powerful channel for cross–VM covert data transmission.

We further demonstrate the real world exploitability of the memory bus covert channel by designing a robust data transmission protocol and launching realistic attacks on our testbed server as well as in the Amazon EC2 cloud. We observe that the memory bus covert channel can achieve (1) a bandwidth of over 700 bps with extremely low error rate in a laboratory setup, and (2) a real world transmission rate of over 100 bps in the Amazon EC2 cloud. Our experimental results show that, contrary to previous research and common beliefs, covert channels are able to achieve high bandwidth and reliable transmission on today’s x86 virtualization platforms.

The remainder of this paper is structured as follows. Section 2 surveys related work on covert channels. Section 3 describes our analysis of the reasons that existing cache covert channels are impractical in the cloud. Section 4 details our exploration of building high-speed, reliable covert channels in a virtualized environment. Section 5 presents our evaluation of launching covert channel attacks using realistic setups. Section 6 provides a renewed view of the threats of covert channels in the cloud, and discusses plausible mitigation avenues. Section 7 concludes this paper.

2 Related Work

Covert channel is a well known type of security attack in multi-user computer systems. Originated in 1972 by Lampson [12], the threats of covert channels are prevalently present in systems with shared resources, such as file system objects [12], virtual memory [23], network stacks and channels [3, 19, 20], processor caches [16, 24], input devices [21], etc. [5, 13].

Compared to other covert channel media, the processor cache is more attractive for exploitation, because its high operation speed could yield high channel bandwidth and the low level placement in the system hierarchy can bypass many high level isolation mechanisms. Thus, cache-based covert channels have attracted serious attention in recent studies.

Percival [16] introduced a technique to construct inter-process high bandwidth covert channels using the L1 and L2 caches, and demonstrated a cryptographic key leakage attack through the L1 cache side channel. Wang and Lee [24] deepened the study of processor cache covert channels, and pointed out that the insufficiency of software isolation in virtualization could lead to cache-based cross–VM covert channel attacks. Ristenpart *et al.* [18] further exposed cloud computing to covert channel attacks by demonstrating the feasibility of launching VM co-residency attacks, and creating an L2 cache covert channel in the Amazon EC2 cloud. Xu *et al.* [30] conducted a follow up measurement study on L2 cache covert channels in a virtualized environment. Based on their measurement results, they concluded that the harm of data exfiltration from cache covert channels is quite limited due to low achievable channel capacity.

In response to the discovery of cache covert channel attacks, a series of architectural solutions have been proposed to limit cache channels, including RPcache [24], PLcache [11], and Newcache [25]. RPcache and Newcache employ randomization to prevent data transmission by establishing a location-based coding scheme. PLcache, however, is based on enforcing resource isolation by cache partitioning.

One drawback of hardware-based solutions is their high adaptation cost and latency. With the goal of offering immediately deployable protection, HomeAlone [31] proposes to proactively detect the co-residence of unfriendly VMs. Leveraging the knowledge of existing cache covert channel techniques [16, 18], HomeAlone detects the presence of a malicious VM by acting like a covert channel receiver and observing cache timing anomalies caused by another receiver’s activities.

The industry has taken a more pragmatic approach to mitigating covert channel threats. The Amazon EC2 cloud provides a featured service called dedicated instances [1], which ensures VMs belonging to each tenant of this service do not share physical hardware with any other cloud tenants’ VMs. This service effectively eliminates various covert channels induced by the shared platform hardware, including cache covert channel. However, in order to enjoy this service, the cloud users have to pay a significant price premium².

Of historical interest, the study of covert channels in virtualized systems is far from a brand new research topic—legacy research that pioneered this field dates back over 30 years. During the development of the VAX security kernel, a significant amount of effort has been

²As of the time of writing (January, 2012), each dedicated instance incurs a 23.5% higher per-hour cost than regular usage. In addition, there is a \$10 fee per hour/user/region. Thus, for a user of 20 small instances, the overall cost of using dedicated instances is 6.12 times more than that of using regular instances.

Algorithm 1 Classic Cache Channel Protocol

$Cache[N]$: A shared processor cache, conceptually divided into N regions;
Each cache region can be put in one of two states, *cached* or *flushed*.
 $D_{Send}[N], D_{Recv}[N]$: N bit data to transmit and receive, respectively.

Sender Operations:

(Wait for receiver to initialize the cache)

```
for  $i := 0$  to  $N - 1$  do
  if  $D_{Send}[i] = 1$  then
    {Put  $Cache[i]$  into the flushed state}
    Access memory maps to  $Cache[i]$ ;
  end if
end for
```

(Wait for receiver to read the cache)

Receiver Operations:

```
for  $i := 0$  to  $N - 1$  do
  {Put  $Cache[i]$  into the cached state}
  Access memory maps to  $Cache[i]$ ;
end for
```

(Wait for sender to prepare the cache)

```
for  $i := 0$  to  $N - 1$  do
  Timed access memory maps to  $Cache[i]$ ;
  {Detect the state of  $Cache[i]$  by latency}
  if  $AccessTime > Threshold$  then
     $D_{Recv}[i] := 1$ ; { $Cache[i]$  is flushed}
  else
     $D_{Recv}[i] := 0$ ; { $Cache[i]$  is cached}
  end if
end for
```

paid to limit covert channels within the Virtual Machine Monitor (VMM). Hu [8, 9] and Gray [6, 7] have published a series of follow up research on mitigating cache channels and bus contention channels, using timing noise injection and lattice scheduling techniques. However, this research field has lost its momentum until recently, probably due to the cancellation of the VAX security kernel project, as well as the lack of ubiquity of virtualized systems in the past.

3 Struggles of the Classic Cache Channels

Existing cache covert channels (namely, the classic cache channels) employ variants of Percival’s technique, which uses a hybrid timing and storage scheme to transmit information over a shared processor cache, as described in Algorithm 1.

The classic cache channels work very well on hyper-threaded systems, achieving transmission rates as high as hundreds of kilobytes per second [16]. However, when applied in today’s virtualized environments, the achievable rates drop drastically, to only low single-digit bits per second [18, 30]. The multiple orders of magnitude reduction in channel capacity clearly indicates that the classic cache channel techniques are no longer suitable for cross-VM data transmission. In particular, we found that on virtualized platforms, the data transmis-

sion scheme of a classic cache channel suffers three major obstacles—addressing uncertainty, scheduling uncertainty, and cache physical limitation.

3.1 Addressing Uncertainty

Classic cache channels modulate data by the states of cache regions, and hence a key factor affecting channel bandwidth is the number of regions a cache being divided. From information theory’s perspective, a specific cache region pattern is equivalent to a transmitted symbol. And the number of regions in a cache thus corresponds to the number of symbols in the alphabet set. The higher symbol count in an alphabet set, the more information can be passed per symbol.

On hyper-threaded single processor systems, for which classic cache channels are originally designed, the sender and receiver are executed on the same processor core, using the L1 cache as the transmission medium. Due to its small capacity, the L1 cache has a special property that its storage is addressed purely by virtual memory addresses, a technique called VIVT (virtually indexed, virtually tagged). With a VIVT cache, two processes can impact the same set of associative cache lines by performing memory operations with respect to the same virtual addresses in their address spaces, as illustrated in Figure 1(a). This property enables processes to precisely control the status of the cache lines, and thus

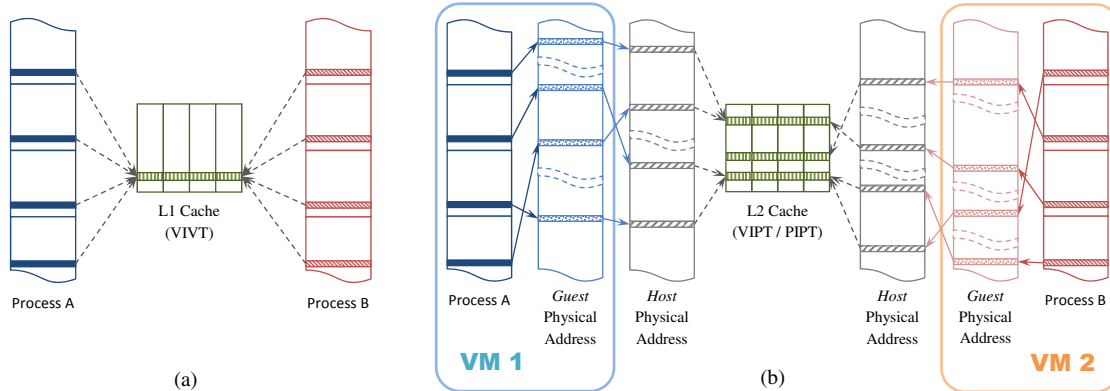


Figure 1: Memory Address to Cache Line Mappings for L1 and L2 Caches

allows for the L1 cache to be finely divided, such as 32 regions in Percival’s cache channel [16].

However, on today’s production virtualization systems, hyper-threading is commonly disabled for security reasons (i.e., eliminating hyper-threading induced covert channels). Therefore, the sender and receiver could only communicate by interleaving their executions. Since the L1 cache is completely flushed at context switches, only those higher level caches (e.g., the L2 cache) whose contents are preserved across a context switch can be leveraged for classic cache channel transmission. Unlike the L1 cache, the storage in these higher level caches is not addressed purely by virtual memory addresses, but either by physical memory addresses (PIPT, physically indexed, physically tagged), or by a mixture of virtual and physical memory addresses (VIPT, virtually indexed, physically tagged). With physical memory addresses involved in cache line addressing, given only knowledge of its virtual address space, a process cannot be completely certain of the cache line a memory access would affect due to address translation.

Server virtualization has further complicated the addressing uncertainty by adding another layer of indirection to memory addressing. As illustrated in Figure 1(b), the “physical memory” of a guest VM is still virtualized, and access to it must be further translated. As a result, it is very difficult, if not impossible, for a process in a guest VM (especially for a full virtualization VM) to discover the actual physical memory addresses of a memory region. Due to the addressing uncertainty, for classic covert channels on virtualized systems, the number of cache regions is reduced to a minimum of only two [18, 30].

3.2 Scheduling Uncertainty

Classic cache channel data transmission depends on a cache pattern “round-trip”—the receiver completely resets the cache and correctly passes it to the sender; and the sender completely prepares the cache pattern and cor-

rectly passes it back to the receiver. Therefore, to successfully transmit one cache pattern, the sender and receiver must be strictly round-robin scheduled.

However, without special scheduling arrangements (i.e., collusion) from the hypervisor, such idealistic scheduling rarely happens. On production virtualized systems, the physical processors are usually oversubscribed in order to increase utilization. In other words, each physical processing core serves more than one virtual processor from different VMs. As a result, there exist many scheduling patterns that prevent successful cache pattern “round-trip”, such as:

- * *Channel not cleared for send*: The receiver is de-scheduled before it finishes resetting the cache.
- * *Channel invalidated for send*: The receiver finishes resetting the cache, but another unrelated VM is scheduled to run immediately after.
- * *Sending incomplete*: The sender is de-scheduled before it finishes preparing the cache.
- * *Symbol destroyed*: The sender finishes preparing the cache, but another unrelated VM is scheduled to run immediately after.
- * *Receiving incomplete*: The receiver is de-scheduled before it finishes reading the cache.
- * *Channel access collision*: The sender and receiver are executed in parallel on processor cores that share the L2 cache.

Xu *et al.* [30] have clearly illustrated the problem of scheduling uncertainty in two of their measurements. First, in a laboratory setup, the error rate of their covert channel increases from near 1% to 20–30% after adding just one non-participating VM with moderate workload. Second, in the Amazon EC2 cloud, they have discovered that only 10.5% of the cache measurements at the receiver side are valid for data transmission, due to the fact that the hypervisor’s scheduling is different from the idealistic scheduling.

Algorithm 2 Timing-based Cache Channel Protocol

CLines: Several sets of associative cache lines picked by both the sender and the receiver;
These cache lines can be put in one of two states, *cached* or *flushed*.

$D_{Send}[N]$, $D_{Receive}[N]$: N bit data to transmit and receive, respectively.

Sender Operations:

```
for  $i := 0$  to  $N - 1$  do
  if  $D_{Send}[i] = 1$  then
    for an amount of time do
      {Put CLines into the flushed state}
      Access memory maps to CLines;
    end for
  else
    {Leave CLines in the cached state}
    Sleep of an amount of time;
  end if
end for
```

Receiver Operations:

```
for  $i := 0$  to  $N - 1$  do
  for an amount of time do
    Timed access memory maps to CLines;
  end for
  {Detect the state of CLines by latency}
  if  $Mean(AccessTime) > Threshold$  then
     $D_{Receive}[i] := 1$ ; {CLines is flushed}
  else
     $D_{Receive}[i] := 0$ ; {CLines is cached}
  end if
end for
```

3.3 Cache Physical Limitation

Besides the two uncertainties, classic cache channels also face an insurmountable limitation—the necessity of a *shared* and *stable* cache.

If the sender and receiver of classic cache channels are executed on processor cores that do not share any cache, obviously no communication could be established. On a multi-processor system, it is quite common to have processor cores that do not share any cache, since there is usually no shared cache between different physical processors. And sometimes even processor cores residing on the same physical processor do not share any cache, such as an Intel Core2 Quad processor, which contains two dual-core silicon packages with no shared cache in between.

Even if the sender and receiver could share a cache, external interferences can make the cache unstable. Modern multi-core processors often include a large last-level cache (LLC) shared between all processor cores. To facilitate a simpler cache coherence protocol, the LLC usually employs an inclusive principle, which requires that all data contained in the lower level caches must also exist in the LLC. In other words, when a cache line is evicted from the LLC, it must also be evicted from all the lower level caches. Thus, any non-participating processes executing on those processor cores that share the LLC with the sender and receiver can interfere with the communication by indirectly evicting the data in the cache used for the covert channel. The more cores on a processor, the higher the interference.

Overall, virtualization induced changes to cache operations and process scheduling render the data transmission scheme of classic cache channels obsolete. First, the effectiveness of data modulation is severely reduced by addressing uncertainty. Second, the critical procedures of

signal generation, delivery, and detection are frequently interrupted by less-than-ideal scheduling patterns. And finally, the fundamental requirement of stably shared cache is hard to satisfy as processors are having more cores.

4 Covert Channel in the Hyper-space

In this section, we present our techniques to tackle the existing difficulties and develop a high-bandwidth, reliable covert channel on virtualized x86 systems. At first, we describe our redesigned, pure timing-based data transmission scheme, which overcomes the negative effects of addressing and scheduling uncertainties with a simplified design. After that, we detail our findings of a powerful covert channel medium, exploiting the atomic instructions and their induced cache–memory bus interactions on x86 platforms. And finally, we specify our designs of a high error-tolerance transmission protocol for cross-VM covert channels.

4.1 A Stitch In Time

We first question the reasoning behind using cache state patterns for data modulation. Originally, Percival [16] designed this transmission scheme mainly for the use of side channel cryptographic key stealing on a hyper-threaded processor. In this specific usage context, the critical information of memory access patterns are reflected by the states of cache regions. Therefore, cache region-based data modulation is an important source of information. However, in a virtualized environment, the regions of the cache no longer carry useful information due to addressing uncertainty, making cache region-based data modulation a great source of interference.

We therefore redesign a data transmission scheme for the virtualized environment. Instead of using the cache

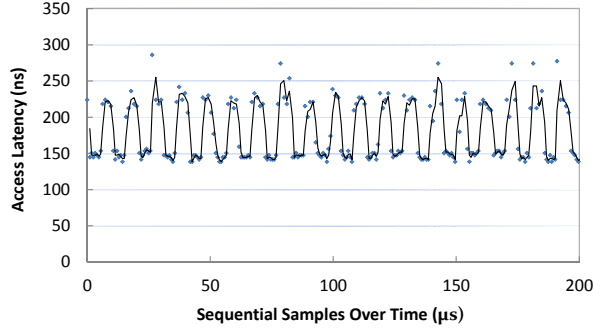


Figure 2: Timing-based Cache Channel Bandwidth Test

region-based encoding scheme, we modulate the data based on the state of cache lines over time, resulting in a pure timing-based transmission protocol, as described in Algorithm 2.

Besides removing cache region-based data modulation, the new transmission scheme also features a significant change in the scheduling requirement, i.e., signal generation and detection are performed instantaneously, instead of being interleaved. In other words, data are transmitted while the sender and receiver run in parallel. This requirement is more lenient than strict round-robin scheduling, especially with the trend of increasing number of cores on a physical processor, making two VMs more likely to run in parallel than interleaved.

We conduct a simple raw bandwidth estimation experiment to demonstrate the effectiveness of the new cache covert channel. In this experiment, interleaved bits of zeros and ones are transmitted, and the raw bandwidth of the channel can thus be estimated by manually counting the number of bits transmitted over a period of time.

We build the cache covert channel on an Intel Core2 system with two processor cores sharing a 2 MB 8-way set-associative L2 cache. Using a simple profiling test, accessing a random³ sequence of memory addresses separated by multiples of 256KB, we observe that these memory addresses can be mapped to up to 64 cache lines. Therefore, we select $CLines$ as a set of 64 cache lines mapped by memory addresses following the pattern $M + X \cdot 256K$, where M is a small constant and X is a random positive integer. The sender puts these cache lines into the *flushed* state by accessing a sequence of $CLines$ -mapping memory addresses. The receiver times the access latency of another sequence of $CLines$ -mapping memory addresses. The length of the receivers access sequence should be smaller than, but not too far away from the cache line set size, for example, 48.

As shown in Figure 2, the x-value of each sample point is the observed memory access latency by the receiver, and the trend line is created by plotting the mov-

³The randomness is introduced to avoid the interference of hardware prefetching.

ing average of two samples. According to the measurement results, 39 bits can be transmitted over a period of 200 micro-seconds, yielding a raw bandwidth of over 190.4 kilobits per second, about five orders of magnitude higher than the previously studied cross-VM cache covert channels.

Having resolved the negative effects of addressing and scheduling uncertainties and achieved a high raw bandwidth, our new cache covert channel, however, still performs poorly on the system with non-participating workloads. We discover that the sender and receiver have difficulty in establishing a stable communication channel. And the cause of instability is that the hypervisor frequently migrates the virtual processors across physical processor cores, which is also observed by Xu *et al.* [30]. The outgrowth of this behavior is that the sender and receiver frequently reside on processor cores that do not share any cache, making our cache channel run into the insurmountable cache physical limitation just like the classic cache channels.

4.2 Aria on the *B-String*

The prevalence of virtual processor core migration handicaps cache channels in cross-VM covert communication. In order to reliably establish covert channels across processor cores that do not share any cache, a commonly shared and exploitable resource is needed as the communication medium. And the memory bus comes into our sight as we extend our scope beyond the processor cache.

4.2.1 Background

Interconnecting the processors and the system main memory, the memory bus is responsible for delivering data between these components. Because contention on the memory bus results in a system-wide observable effect of increased memory access latency, a covert channel can be created by programmatically triggering contention on the memory bus. Such a covert channel is called a bus-contention channel.

The bus contention channels have long been studied as a potential security threat for virtual machines on the VAX VMM, on which a number of techniques have been developed [6–8] to effectively mitigate this threat. However, the x86 platforms we use today are significantly different from the VAX systems, and we suspect similar exploits can be found by probing previously unexplored techniques. Unsurprisingly, by carefully examining the memory related operations of the x86 platform, we have discovered a bus-contention exploit using atomic instructions with exotic operands.

Atomic instructions are special x86 memory manipulation instructions, designed to facilitate multi-processor

Algorithm 3 Timing-based Memory Bus Channel Protocol

M_{Exotic} : An exotic configuration of a memory region that spans two cache lines.

$D_{Send}[N], D_{Recv}[N]$: N bit data to transmit and receive, respectively.

Sender Operations:

```
for  $i := 0$  to  $N - 1$  do
  if  $D_{Send}[i] = 1$  then
    for an amount of time do
      {Put memory bus into contended state}
      Perform atomic operation with  $M_{Exotic}$ ;
    end for
  else
    {Leave memory bus in contention-free state}
    Sleep of an amount of time;
  end if
end for
```

Receiver Operations:

```
for  $i := 0$  to  $N - 1$  do
  for an amount of time do
    Timed uncached memory access;
  end for
  {Detect the state of memory bus by latency}
  if  $Mean(AccessTime) > Threshold$  then
     $D_{Recv}[i] := 1$ ; {Bus is contended}
  else
     $D_{Recv}[i] := 0$ ; {Bus is contention-free}
  end if
end for
```

synchronization, such as implementing mutexes and semaphores—the fundamental building blocks for parallel computation. Memory operations performed by atomic instructions (namely, atomic memory operations) are guaranteed to complete uninterrupted, because accesses to the affected memory regions by other processors or devices are temporarily blocked from execution.

4.2.2 Analysis

Atomic memory operations, by their design, generate system-wide observable contentions in the target memory regions they operate on. And this particular feature of atomic memory operations caught our attention. Ideally, contention generated by an atomic memory operation is well bounded, and is only evident when the affected memory region is accessed in parallel. Thus, atomic memory operations are not exploitable for cross-VM covert channels, because VMs normally do not implicitly share physical memory. However, we have found out that the hardware implementations of atomic memory operations do not match the idealistic specification, and memory contentions caused by atomic memory operations could propagate much further than expected.

Early generations (before Pentium Pro) of x86 processors implement atomic memory operations by using bus lock, a dedicated hardware signal that provides exclusive access of the memory bus to the device who asserts it. While providing a very convenient means to implement atomic memory operations, the sledgehammer-like approach of locking the memory bus results in system-wide memory contention. In addition to being exploitable for covert channels, the bus-locking implementation of atomic memory operations also causes performance and scalability problems.

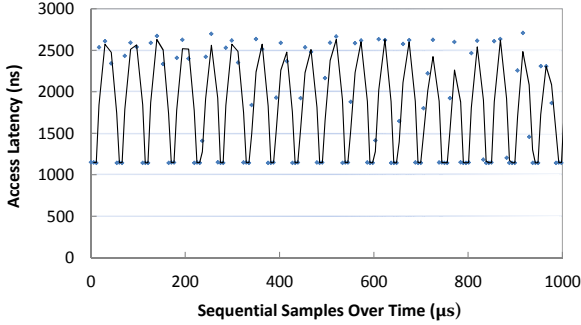
Modern generations (before Intel Nehalem and AMD K8/K10) of x86 processors improve the implementation of atomic memory operations by significantly re-

ducing the likelihood of memory bus locking. In particular, when an atomic operation is performed on a memory region that can be entirely cached by a cache line, which is a very common case, the corresponding cache line is locked, instead of asserting the memory bus lock [10]. However, on these platforms, atomic memory operations can still be exploited for covert channels, because the triggering conditions for bus-locking are not eliminated. Specifically, when atomic operations are performed on memory regions with an exotic⁴ configuration—unaligned addresses that span two cache lines, atomicity cannot be ensured by cache line locking, and bus lock signals are thus asserted.

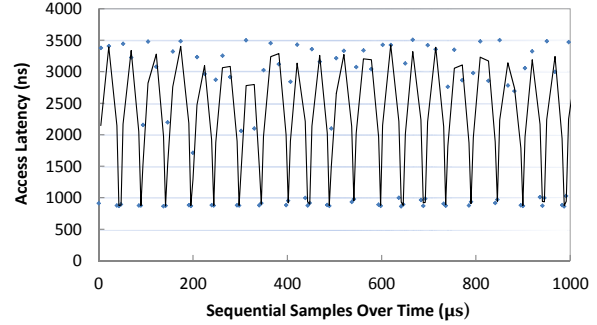
Remarkable architecture evolutions have taken place in the latest generations (Intel Nehalem and AMD K8/K10) of x86 processors, one of which is the removal of the shared memory bus. On these platforms, instead of having a unified central memory storage for the entire system, the main memory is divided into several pieces, each assigned to a processor as its local storage. While each processor has direct access to its local memory, it can also access memory assigned to other processors via a high-speed inter-processor link. This non-uniform memory access (NUMA) design eliminates the bottleneck of a single shared memory bus, and thus greatly improves processor and memory scalability. As a side effect, the removal of the shared memory bus has seemingly invalidated memory bus covert channel techniques at their foundation. Interestingly, however, the exploit of atomic memory operation continues to work on the newer platforms, and the reason for this requires a bit more in-depth explanation.

On the latest x86 platforms, normal atomic memory operations (i.e., operating on memory regions that can be

⁴The word “exotic” here only means that it is very rare to encounter such an unaligned memory access in modern programs, due to automatic data field alignments by the compilers. However, manually generating such an access pattern is very easy.



(a) Intel Core2, Hyper-V, Windows Guest VMs



(b) Intel Xeon (Nehalem), Xen, Linux Guest VMs

Figure 3: Timing-based Memory Bus Channel Bandwidth Tests

cached by a single cache line) are handled by the cache line locking mechanism similar to that of the previous generation processors. However, for exotic atomic memory operations (i.e., operating on cache-line-crossing memory regions), because there is no shared memory bus to lock, the atomicity is achieved by a set of much more complex operations: all processors must coordinate and completely flush in-flight memory transactions that are previously issued. In a sense, exotic atomic memory operations are handled on the newer platform by “emulating” the bus locking behavior of the older platforms. As a result, the effect of memory access delay is still observable, despite the absence of the shared memory bus.

4.2.3 Verification

With the memory bus exploit, we can easily build a memory bus covert channel by adapting our timing-based cache transmission scheme with minor modifications, as shown in Algorithm 3.

Compared with Algorithm 2, there are only two differences in the memory bus channel protocol. First, we substitute the set of cache lines (*CLines*) with the memory bus as the transmission medium. Similar to the cache lines, the memory bus can also be put in two states, *contended* and *contention-free*, depending on whether exotic atomic memory operations are performed. Second, instead of trying to evict contents of the selected cache lines, the sender changes the memory bus status by performing exotic atomic memory operations. And correspondingly, the receiver must make uncached memory accesses to detect contentions.

We demonstrate the effectiveness of the memory bus channel by performing bandwidth estimation experiments, similar to the one in Section 4.1, on two systems running different generations of platforms, hypervisors and guest VMs. Specifically, the first system uses an older shared memory bus platform and runs Hyper-V with Windows guest VMs, while the second system utilizes the newer platform without a shared memory bus

and runs Xen with Linux guest VMs. As Figure 3 shows, the x-value of each sample point is the observed memory access latency by the receiver, and the trend lines are created by plotting the moving average of two samples. According to the measurement results, on both systems, 39 bits can be transmitted over a period of 1 millisecond, yielding a raw bandwidth of over 38 kilobits per second. Although an order of magnitude lower in bandwidth than our cache channel, the memory bus channel enjoys its unique advantage of working across different physical processors. And notably, the same covert channel implementation works on both systems, regardless of the guest operating systems, hypervisors, and hardware platform generations.

4.3 Whispering into the Hyper-space

We have demonstrated that the memory bus channel is capable of achieving high speed data transmission on virtualized systems. However, the preliminary protocol described in Algorithm 3 is prone to errors and failures in a realistic environment, because the memory bus is a very noisy channel, especially on virtualized systems running many non-participating workloads.

Figure 4 presents a realistic memory bus channel sample, taken using a pair of physically co-resident VMs in the Amazon EC2 cloud. From this figure, we can observe that both the “contention free” and “contended” signals are subject to frequent interferences. The “contention free” signals are intermittently disrupted by workloads of other non-participating VMs, causing the memory access latency to moderately raise above the baseline. In contrast, the “contended” signals experience much heavier interferences, which originate from two sources: scheduling and non-participating workloads. The scheduling interference is responsible for the periodic drop of memory access latency. In particular, context switches temporarily de-schedule the sender process from execution, and thereby briefly relieving memory bus contention. The non-participating workloads exe-

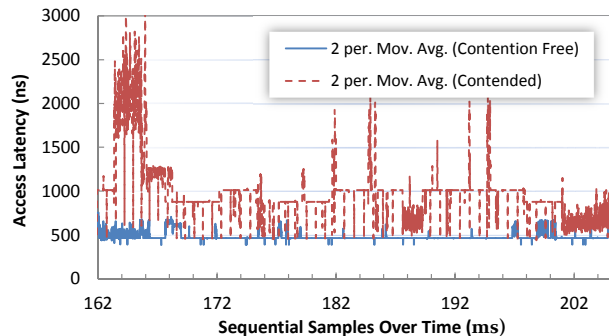


Figure 4: Memory Bus Channel Quality Sample in EC2

cuted *in parallel* with the sender process worsen memory bus contention and cause the spikes in the figure, while non-participating workloads executed *concurrently* with the sender process reduce memory bus contention, and result in the dips in the figure. All these interferences can degrade the signal quality in the channel, and make what the receiver observes different from what the sender intends to generate, which leads to *bit-flip* errors.

Besides the observable interferences shown in Figure 4, there are also unobservable interferences, i.e., the scheduling interferences to the receiver, which can cause an entirely different phenomenon. When the receiver is de-scheduled from execution, there is no observer in the channel, and thus all data being sent is lost. And to make matters worse, the receiver could not determine the amount of information being lost, because the sender may also be de-scheduled during that time. As a result, the receiver suffers from *random erasure* errors.

Therefore, three important issues need to be addressed by the communication protocol in order to ensure reliable cross-VM communication: receiving confirmation, clock synchronization, and error correction.

Receiving Confirmation: The *random erasure* errors can make the transmitted data very discontinuous, significantly reducing its usefulness. To alleviate this problem, it is very important for the sender to be aware of whether the data it sent out has been received.

We avoid using message based “send-and-ack”, a commonly employed mechanism for solving this problem, since this mechanism requires the receiver to actively send data back to the sender, reversing the roles of sending and receiving, and subjects the acknowledgment sender (i.e., the data receiver) to the same problem. Instead, we leverage the system-wide effect of memory bus contention to achieve simultaneous data transmission and receiving confirmation. Here the sender infers the presence of receiver by observing increased memory access latencies generated by the receiver.

The corresponding changes to the data transmission protocol include:

1. Instead of making uncached memory accesses, the receiver performs exotic atomic memory operations, just like the sender transmitting a one bit.
2. Instead of sleeping when transmitting a zero bit, the sender performs uncached memory accesses. In addition, the sender always times its memory accesses.
3. While the receiver is in execution, the sender should always observe high memory access latencies; otherwise, the sender can assume the data has been partially lost, and retry at a later time.

Clock Synchronization: Since the sender and receiver belong to two independent VMs, scheduling differences between them tend to make the data transmission and detection procedures de-synchronized, which can cause a significant problem to pure timing-based data modulation. We overcome clock de-synchronization by using self-clocking coding—a commonly used technique in telecommunications. Here we choose to transmit data bits using differential Manchester encoding, a standard network coding scheme [28].

Error Correction: Even with self-clocking coding, *bit-flip* errors are expected to be common. Similar to resolving the receiving confirmation problem, we again avoid using acknowledgment-based mechanisms. Assuming only a one-way communication channel, we resolve the error correction problems by applying forward error correction (FEC) to the original data, before applying self-clocking coding. More specifically, we use the Reed-Solomon coding [17], a widely applied block FEC code with strong multi-bit error correction performance.

In addition, we strengthen the communication protocol’s resilience to clock drifting and scheduling interruption by employing data framing. We break the data into segments of fixed-length bits, and frame each segment with a start-and-stop pattern. The benefits of data framing are twofold. First, when the sender detects transmission interruption, instead of retransmitting the whole piece of data, only the affected data frame is retried. Second, some data will inevitably be lost during transmission. With data framing, the receiver can easily localize the erasure errors and handle them well through the Reed-Solomon coding.

The finalized protocol with all the improvements in place is presented in Algorithm 4.

5 Evaluation

We evaluate the exploitability of memory bus covert channels by implementing the reliable Cross-VM communication protocol, and demonstrate covert channel attacks on our in-house testbed server, as well as on the Amazon EC2 cloud.

Algorithm 4 Reliable Timing-based Memory Bus Channel Protocol

$M_{ExoticS}$, $M_{ExoticR}$: Exotic memory regions for the sender and the receiver, respectively.

D_{Send} , D_{Recv} : Data to transmit and receive, respectively.

Sender Prepares D_{Send} by:

{ $DM_{Send}[]$: Segmented encoded data to send}

$RS_{Send} := \text{ReedSolomon}_{\text{Encode}}(D_{Send});$

$FD_{Send}[] := \text{Break } RS_{Send} \text{ into segments};$

$DM_{Send}[] := \text{DiffManchester}_{\text{Encode}}(FD_{Send}[]);$

Sending Encoded Data in a Frame:

{ $Data$: A segment of encoded data to send}

{ $FrmHead$, $FrmFoot$: Unique bit patterns
signifying start and end of frame, respectively}

$Result := \text{SendBits}(FrmHead);$

if $Result$ is not Aborted then

$Result := \text{SendBits}(Data);$

if $Result$ is not Aborted then

 {Ignore error in sending footer}

$\text{SendBits}(FrmFoot);$

return Succeed;

end if

end if

return Retry;

Sending a Block of Bits:

{ $Block$: A block of bits to send}

{ $Base_1$, $Base_0$: Mean contention-free access
time for sending bit 1 and 0, respectively}

for each Bit in $Block$ do

if $Bit = 1$ then

for an amount of time do

 Timed atomic operation with $M_{ExoticS}$;

end for

$Latency := \text{Mean}(\text{AccessTime}) - Base_1;$

else

for an amount of time do

 Timed uncached memory access;

end for

$Latency := \text{Mean}(\text{AccessTime}) - Base_0;$

end if

if $Latency < \text{Threshold}$ then

 {Receiver not running, abort}

return Aborted;

end if

end for

return Succeed;

Receiver Recovers D_{Recv} by:

{ $DM_{Recv}[]$: Segmented encoded data received}

$FD_{Recv}[] := \text{DiffManchester}_{\text{Decode}}(DM_{Recv}[]);$

$RS_{Recv} := \text{Concatenate } FD_{Recv}[];$

$D_{Recv} := \text{ReedSolomon}_{\text{Decode}}(RS_{Recv});$

Receiving Encoded Data in a Frame:

{ $Data$: A segment of encoded data to receive}

Wait for frame header;

$Result := \text{RecvBits}(Data);$

if $Result$ is Aborted then

return Retry;

end if

$Result := \text{Match frame footer};$

if $Result$ is not Matched then

 {Clock synchronization error, discard $Data$ }

return Erased;

else

return Succeed;

end if

Receiving a Block of Bits:

{ $Block$: a block of bits to receive}

for each Bit in $Block$ do

for an amount of time do

 Timed atomic operation with $M_{ExoticR}$;

end for

 {Detect the state of memory by latency}

if $\text{Mean}(\text{AccessTime}) > \text{Threshold}$ then

$Bit := 1;$ {Bus is contended}

else

$Bit := 0;$ {Bus is contention-free}

end if

 {Detect sender de-schedule}

if too many consecutive 0 or 1 bits then

 {Sender not running}

 Sleep for some time;

 {Sleep makes sender abort, then we abort}

return Aborted;

end if

end for

return Succeed;

5.1 In-house Experiments

We launch covert channel attacks on our virtualization server equipped with the latest generation x86 platform (i.e., with no shared memory bus). The experimental setup is simple and realistic. We create two Linux VMs, namely VM-1 and VM-2, each with a single virtual processor and 512 MB of memory. The covert channel sender runs as an unprivileged user program on VM-1, while the covert channel receiver runs on VM-2, also as an unprivileged user program.

We first conduct a quick profiling to determine the optimal data frame size and error correction strength. And we find out that a data frame size of 32 bits (including an 8 bit preamble), and a ratio of 4 parity symbols (bytes) per 4 data bytes works well. Effectively, each data frame transmits 8 bits of preamble, 12 bits of data, and 12 bits of parity, yielding an efficiency of 37.5%. In order to minimize the impact of burst errors, such as multiple frame losses, we group 48 data and parity bytes, and randomly distribute them across 16 data frames using a linear congruential generator (LCG).

We then assess the capacity (i.e., bandwidth and error rate) of the covert channel by performing a series of data transmissions using these parameters. For each transmission, a one kilobyte data block is sent from the sender to the receiver. With 50 repeated transmissions, we observe a stable transmission rate of 746.8 ± 10.1 bps. Data errors are observed, but at a very low rate of 0.09%.

5.2 Amazon EC2 Experiments

We prepare the Amazon EC2 experiments by spawning physically co-hosted Linux VMs. Thanks to the operational experiences presented in [18, 30], using only two accounts, we successfully uncover two pairs of physically co-hosted VMs (micro instances) in four groups of 40 VMs (i.e. each group consists of 20 VMs spawned by each account). Information disclosed in `/proc/cpuinfo` shows that these servers use the shared-memory-bus platform, one generation older than our testbed server used in the previous experiment.

Similar to our in-house experiments, we first conduct a quick profiling to determine the optimal data frame size and error correction strength. Compared to our in-house system profiles, memory bus channels on Amazon EC2 VMs have a higher tendency of clock desynchronization. We compensate for this deficiency by reducing the data frame size to 24 bits. The error correction strength of 4 parity symbols per 4 data bytes still works well. And the overall transmission efficiency thus becomes 33.3%.

We again perform a series of data transmissions and measure the bandwidth and error rates. Our initial results

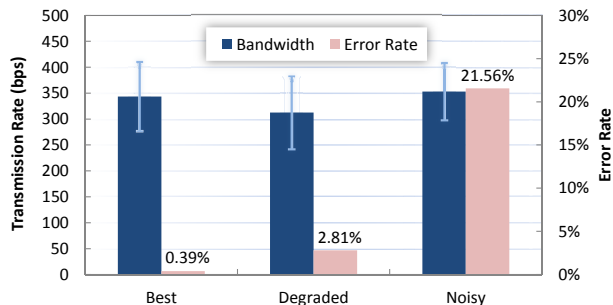


Figure 5: Memory Bus Channel Capacities in EC2

are astonishingly good. A transmission rate of 343.5 ± 66.1 bps is achieved, with error rate of 0.39%. However, as we continue to repeat the measurements, we observe an interesting phenomenon. As illustrated in Figure 5, three distinct channel performances are observed through our experiment. The best performance is achieved during the initial 12–15 transmissions. After that, for the next 5–8 transmissions, the performance degrades. The bandwidth slightly reduces, and the error rate slightly increases. Finally, for the rest of the transmissions, the performance becomes very bad. While the bandwidth is still comparable to that of the best performance, the error rate becomes unacceptably high.

By repeating this experiment, we uncover that the three-staged behavior can be repeatedly observed after leaving both VMs idle for a long period of time (e.g., one hour). Therefore, we believe that the cause of this behavior can be explained by scheduler preemption [29] as discussed in [30]. During the initial transmissions, the virtual processors of VMs at both the sender and receiver sides have high scheduling priorities, and thus they are very likely to be executed in parallel, resulting in a very high channel performance. Then, the sender VM’s virtual processor consumes all its scheduling credits and is throttled back by the Xen scheduler, causing the channel performance to degrade. Soon after that, the receiver VM’s virtual processor also uses up its scheduling credits. Since both the sender and receiver are throttled back, their communication is heavily interrupted. This “offensive” scheduling pattern subjects the communication channel to heavy random erasures beyond the correction capability of the FEC mechanism.

Fortunately, our communication protocol is designed to handle very unreliable channels. We adapt to the scheduler preemption by tuning two parameters to be more “defensive”. First, we increase the ratio of parity bits to 4 parity symbols per 2 data bytes. Although it reduces transmission efficiency by 11.1%, the error correction capability of our FEC is increased by 33.3%. Second, we reduce the transmission symbol rate by about 20%. By lengthening the duration of the receiving confir-

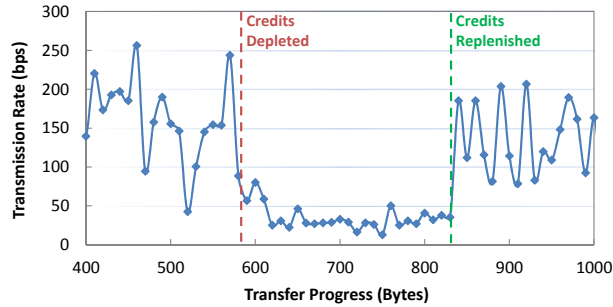


Figure 6: Reliable Transmission with Adaptive Rates

mation, we effectively increase the probability of discovering scheduling interruptions. After the parameter adjustment, we can achieve a transmission rate of 107.9 ± 39.9 bps, with an error rate of 0.75%, even under scheduler preemption.

Figure 6 depicts the adjusted communication protocol in action. During the first period of preemption-free scheduling, the transmission rate can be as high as 250 bps. However, when preemption starts, the sender responds to frequent transmission failures with increased retries, allowing the receiver continue to receive and decode data without uncorrectable error. And correspondingly, the transmission rate drops to below 50 bps. Finally, when the harsh scheduling condition is alleviated, the transmission rate is automatically restored. The capability of adaptively adjusting transmission rates to channel conditions, evidences the versatility of our reliable communication protocol.

6 Discussion

In this section, we first reassess the threat of covert channel attacks based on our experimental results. Then, we discuss possible means to mitigate the covert channel attacks in virtualized environments.

6.1 Damage Assessment

We extrapolate the threat of the memory bus covert channel from four different aspects—attack scenario, achievable bandwidth, mitigation difficulties, and cross-platform applicability.

6.1.1 Attack Scenario

Covert channel attacks are distinct from a seemingly similar threat, side channel attacks [22, 24]. Side channels extrapolate information by observing an unknown sender, while covert channels transfer data between two collaborating parties. As a result, a successful covert channel attack requires an “insider” to function as a data

source. However, this additional requirement does not significantly reduce the usefulness of covert channels in data theft attacks.

Data theft attacks are normally launched in two steps, *infiltration* and *exfiltration*. In the infiltration step, attackers leverage multiple attack vectors, such as buffer overflow [4], VM image pollution [2, 26], and various social engineering techniques [15, 27], to place “insiders” in the victim and gain partial control over it. And then, in the exfiltration step, the “insiders” try to traffic sensitive information from the victim back to the attackers. Because the “insiders” usually would only have very limited control of the victim, their behaviors are subjected to strict security surveillance, e.g., firewall, network intrusion detection, traffic logging, etc. Therefore, covert channels become ideal choices for secret data transmissions under such circumstances.

6.1.2 Achievable Bandwidth

Due to their very low channel capacities [18, 30], previous studies conclude that covert channels can only cause very limited harms in a virtualized environment. However, the experimental results of our covert channel lead us to a different conclusion that covert channels indeed pose realistic and serious threats to information security in the cloud.

With over 100 bits-per-second high speed and reliable transmission, covert channel attacks can be applied to a wide range of mass-data theft attacks. For example, a hundred byte credit card data entry can be silently stolen in less than 30 seconds; and a thousand byte private key file can be secretly transmitted under 3 minutes. Working continuously, over 1 MB of data, equivalent to tens of thousands of credit card entries or hundreds of private key files, can be trafficked every 24 hours.

6.1.3 Mitigation Difficulties

In addition to high channel capacity, the memory bus covert channel has two other intriguing properties which make it difficult to be detected or prevented:

- *Stealthiness*: Because processor cache is not used as channel medium, the memory bus covert channel incurs negligible impact on cache performance, making it totally transparent to cache based covert channel detection, such as HomeAlone [31].
- *“Future proof”*: Our in-house experiment shows that even on a platform that is one generation ahead of Amazon EC2’s systems, the memory bus covert channel continues to perform very well.

6.1.4 Cross-platform Applicability

Due to hardware availability, we have only evaluated memory bus covert channels on the Intel x86 platforms. On one hand, we make an intuitive inference that similar covert channels can also be established on the AMD x86 platforms, since they share compatible specifications on atomic instructions with the Intel x86 platforms. On the other hand, the atomic instruction exploits may not be applicable on platforms that use alternative semantics to guarantee operation atomicity. For example, MIPS and several other platforms use the load-linked/store-conditional paradigm, which does not result in high memory bus contention as atomic instructions do.

6.2 Mitigation Techniques

The realistic threat of covert channel attacks calls for effective and practical countermeasures. We discuss several plausible mitigation approaches from three different perspectives—tenants, cloud providers, and device manufactures.

6.2.1 Tenant Mitigation

Mitigating covert channels on the tenant side has the advantages of trust and deployment flexibility. With the implementation of mitigation techniques inside a tenant owned VMs, the tenant has the confidence of covert channel security, regardless whether the cloud provider addresses this issue.

However, due to the lack of lower level (hypervisor and/or hardware) support, the available options are very limited, and the best choice is performance anomaly detection. Although not affecting the cache performances, memory bus covert channels do cause memory performance degradation. Therefore, an approach similar to that of HomeAlone [31] could be taken. In particular, the defender continuously monitors memory access latencies, and asserts alarms if significant anomalies are detected. However, since memory accesses incur much higher cost and non-determinism than cache probing, this approach may suffer from high performance overhead and high false positive rate.

6.2.2 Cloud Provider Mitigation

Compared to their tenants, cloud providers are much more resourceful. They control not only the hypervisor and hardware platform on a single system, but also the entire network and systems in a data center. As a result, cloud providers can tackle covert channels through either preventative or detective countermeasures.

The preventative approaches, e.g., the dedicated instances service provided by the Amazon EC2 cloud [1],

thwart covert channel attacks by eliminating the exploiting factors of covert channels. As the significant extra service charge of the dedicated instance service reduces its attractiveness, the “no-sharing” guarantee may be too strong for covert channel mitigation. We envision a low cost alternative solution that allows tenants to share system resources in a controlled and deterministic manner. For example, the cloud provider may define a policy that each server might be shared by up to two tenants, and each tenant could only have a predetermined neighbor. Although this solution does not eliminate covert channels, it makes attacking arbitrary tenants in the cloud very difficult.

In addition to preventative countermeasures, cloud providers can easily take the detective approach by implementing low overhead detection mechanisms, because of their convenient access to the hypervisor and platform hardware. For both cache and memory bus covert channels, being able to generate observable performance anomalies is the key to their success in data transmission. However, modern processors have provided a comprehensive set of mechanisms to monitor and discover performance anomalies with very low overhead. Instead of actively probing cache or accessing memory, cloud providers can leverage the hypervisor to infer the presence of covert channels, by keeping track of the increment rates of the cache miss counters or memory bus lock counters [10]. Moreover, when suspicious activities are detected, cloud providers can gracefully resolve the potential threat by migrating suspicious VMs onto physically isolated servers. Without penalizing either the suspect or the potential victims, the negative effects of false positives are minimized.

6.2.3 Device Manufacture Mitigation

The defense approaches of both tenant and cloud providers are only secondary in comparison to mitigation by the device manufactures, because the root causes of the covert channels are imperfect isolation of the hardware resources.

The countermeasures at the device manufacture side are mainly preventative, and they come in various forms of resource isolation improvements. For example, instead of handling exotic atomic memory operations in hardware and causing system-wide performance degradation, the processor may be redesigned to trap these rare situations for the operating systems or hypervisors to handle, without disrupting the entire system. A more general solution is to tag all resource requests from guest VMs, enabling the hardware to differentiate requests by their owner VMs, and thereby limiting the scope of any performance impact. While incurring high cost in hardware upgrades, the countermeasures at the device manufacture

side are transparent to cloud providers and tenants, and can potentially yield the lowest performance penalty and overall cost compared to other mitigation approaches.

7 Conclusion and Future Work

Covert channel attacks in the cloud have been proposed and studied. However, the threats of covert channels tend to be down-played or disregarded, due to the low achievable channel capacities reported by previous research. In this paper, we presented a novel construction of high-bandwidth and reliable cross-VM covert channels on the virtualized x86 platform.

With a study on existing cache channel techniques, we uncovered their application insufficiency and limitations in a virtualized environment. We then addressed these obstacles by designing a pure timing-based data transmission scheme, and discovering the bus locking mechanism as a powerful covert channel medium. Leveraging the memory bus covert channel, we further designed a robust data transmission protocol. To demonstrate the real-world exploitability of our proposed covert channels, we launched attacks on our testbed system and in the Amazon EC2 cloud. Our experimental results show that, contrary to previous research and common beliefs, covert channel attacks in a virtualized environment can achieve high bandwidth and reliable transmission. Therefore, covert channels pose formidable threats to information security in the cloud, and they must be carefully analyzed and mitigated.

For the future work, we plan to explore various mitigation techniques we have proposed. Especially, we view the countermeasures at the cloud provider side a highly promising field of research. Not only do cloud providers have control of rich resources, they also have strong incentive to invest in covert channel mitigation, because ensuring covert channel security gives them a clear edge over their competitors.

References

- [1] Amazon Web Services. Amazon EC2 dedicated instances. <http://aws.amazon.com/dedicated-instances/>.
- [2] S. Bugiel, S. Nürnberger, T. Pöppelmann, A.-R. Sadeghi, and T. Schneider. AmazonIA: when elasticity snaps back. In *Proceedings of the 18th ACM conference on Computer and communications security (CCS'11)*, pages 389–400, 2011.
- [3] S. Cabuk, C. E. Brodley, and C. Shields. IP covert timing channels: design and detection. In *Proceedings of the 11th ACM conference on Computer and communications security (CCS'04)*, pages 178–187, 2004.
- [4] C. Cowan, C. Pu, D. Maier, H. Hintony, J. Walpole, P. Bakke, S. Beattie, A. Grier, P. Wagle, and Q. Zhang. StackGuard: automatic adaptive detection and prevention of buffer-overflow attacks. In *Proceedings of the 7th conference on USENIX Security Symposium*, pages 63–78, 1998.
- [5] Department of Defense. TCSEC: Trusted computer system evaluation criteria. Technical Report 5200.28-STD, U.S. Department of Defense, 1985.
- [6] J. W. Gray III. On introducing noise into the bus-contention channel. In *Proceedings of the 1993 IEEE Symposium on Security and Privacy (S&P'93)*, pages 90–98, 1993.
- [7] J. W. Gray III. Countermeasures and tradeoffs for a class of covert timing channels. Technical report, Hong Kong University of Science and Technology, 1994.
- [8] W. Hu. Reducing timing charmers with fuzzy time. In *Proceedings of the 1991 IEEE Symposium on Security and Privacy (S&P'91)*, pages 8–20, 1991.
- [9] W. Hu. Lattice scheduling and covert channels. In *Proceedings of the IEEE Symposium on Security and Privacy (S&P'92)*, pages 52–61, 1992.
- [10] Intel. The Intel 64 and IA-32 architectures software developer's manual. <http://www.intel.com/products/processor/manuals/>.
- [11] J. Kong, O. Aciicmez, J.-P. Seifert, and H. Zhou. Hardware-software integrated approaches to defend against software cache-based side channel attacks. In *Proceedings of the IEEE 15th International Symposium on High Performance Computer Architecture (HPCA'09)*, pages 393–404, 2009.
- [12] B. W. Lampson. A note on the confinement problem. *Communications of the ACM*, 16:613–615, 1973.
- [13] F. G. G. Meade. A guide to understanding covert channel analysis of trusted systems. Manual NCSC-TG-030, U.S. National Computer Security Center, 1993.
- [14] D. G. Murray, S. H. and M. A. Fetterman. Satori: Enlightened page sharing. In *Proceedings of the USENIX Annual Technical Conference (ATC'09)*, pages 1–14, 2009.

- [15] G. L. Orgill, G. W. Romney, M. G. Bailey, and P. M. Orgill. The urgency for effective user privacy-education to counter social engineering attacks on secure computer systems. In *Proceedings of the 5th conference on Information technology education (CITC5'04)*, pages 177–181, 2004.
- [16] C. Percival. Cache missing for fun and profit. In *Proceedings of the BSDCan 2005*, 2005.
- [17] I. S. Reed and G. Solomon. Polynomial codes over certain finite fields. *Journal of the Society for Industrial and Applied Mathematics*, 8(2):300–304, 1960.
- [18] T. Ristenpart, E. Tromer, H. Shacham, and S. Savage. Hey, you, get off of my cloud: exploring information leakage in third-party compute clouds. In *Proceedings of the 16th ACM conference on Computer and communications security (CCS'09)*, pages 199–212, 2009.
- [19] C. H. Rowland. Covert channels in the TCP/IP protocol suite. *First Monday*, 2, 1997.
- [20] G. Shah and M. Blaze. Covert channels through external interference. In *Proceedings of the 3rd USENIX conference on Offensive technologies (WOOT'09)*, pages 1–7, 2009.
- [21] G. Shah, A. Molina, and M. Blaze. Keyboards and covert channels. In *Proceedings of the 15th conference on USENIX Security Symposium*, pages 59–75, 2006.
- [22] K. Suzaki, K. Iijima, T. Yagi, and C. Artho. Software side channel attack on memory deduplication. Poster session, the 23rd ACM Symposium on Operating Systems Principles (SOSP'11), 2011.
- [23] T. V. Vleck. Timing channels. Poster session, IEEE TCSP conference, 1990.
- [24] Z. Wang and R. B. Lee. Covert and side channels due to processor architecture. In *Proceedings of the 22nd Annual Computer Security Applications Conference (ACSAC'06)*, pages 473–482, 2006.
- [25] Z. Wang and R. B. Lee. A novel cache architecture with enhanced performance and security. In *Proceedings of the 41st annual IEEE/ACM International Symposium on Microarchitecture (MICRO'41)*, pages 83–93, 2008.
- [26] J. Wei, X. Zhang, G. Ammons, V. Bala, and P. Ning. Managing security of virtual machine images in a cloud environment. In *Proceedings of the 2009 ACM workshop on Cloud computing security (CCSW'09)*, pages 91–96, 2009.
- [27] I. S. Winkler and B. Dealy. Information security technology?...don't rely on it: a case study in social engineering. In *Proceedings of the 5th conference on USENIX UNIX Security Symposium*, pages 1–5, 1995.
- [28] J. Winkler and J. Munn. Standards and architecture for token-ring local area networks. In *Proceedings of 1986 ACM Fall joint computer conference (ACM'86)*, pages 479–488, 1986.
- [29] XenSource. Xen credit scheduler. <http://wiki.xensource.com/xenwiki/CreditScheduler>.
- [30] Y. Xu, M. Bailey, F. Jahanian, K. Joshi, M. Hiltunen, and R. Schlichting. An exploration of L2 cache covert channels in virtualized environments. In *Proceedings of the 3rd ACM workshop on Cloud computing security workshop (CCSW'11)*, pages 29–40, 2011.
- [31] Y. Zhang, A. Juels, A. Oprea, and M. K. Reiter. Homealone: Co-residency detection in the cloud via side-channel analysis. In *Proceedings of the 2011 IEEE Symposium on Security and Privacy (S&P'11)*, pages 313–328, 2011.